

48002203

AFN
acessórios 4x4



Checklist / Manual de Montagem - Front bumper Isuzu D-Max W/Fog Light inserts



Checklist / Fitting Instructions - Front bumper Isuzu D-Max W/Fog Light inserts



Despiezas / Instrucciones de montaje -



1 x1 48002231		2 x1 48002230		3 x1 48002121		4 x1 47001619	
5 x1 47001620		6 x1 47001621		7 x1 47001601		8 x1 47001602	
9 x1 46005518		10 x1 46005901		11 x1 46005902		12 x1 46005903	
13 x1 46005952		14 x2 45000038	 Prf. S.R.P.M10x80x30	17 x8 45000010	 Anilha Aba Larga M10	18 x16 45000039	 Anilha M10
19 x14 45000007	 Prf.Cb.Sx.M10x30x1,5	20 x2 45000733	 Prf.Ca.Cón.M10x30Prt	21 x10 45000922	 Prf. cab. cil. M6x10	22 x10 45000057	 Fêmea sext. M6
23 x4 45000017	 Fêmea Freitada M10						

Isuzu D-max Double Cab - 2 Generation (2014-)



Thank you for choosing AFN products, a lot of time in R&D has gone into perfecting our products. However, if you find problems with any AFN products you have purchased, or if you have any information which would help us to improve our products, please let us know.

If you think there may be a problem either before or after fitting the AFN product, it is best to contact your nearest AFN distributor.

WARNING

- This product should be installed as demonstrated in the product fitting instructions.
- If verified that any component is damaged, please contact your nearest AFN distributor.
- The specified parts, will only fit the models specified by AFN.
- Do not modify any component of the product.
- It is recommended that this product is installed by specialised and trained personnel.
- AFN cannot be responsible for any changes made by the vehicle manufacturer.
- Work safely and use specialised tools at all times.
- Always use protective gear.



size	Torque Nm	Torque lbft
M6	9Nm	4 lbft
M8	22Nm	16 lbft
M10	44Nm	32 lbft
M12	77Nm	57 lbft

- Tools set required:




CONTACTS

R. da Madeira, nº 113
Z. Industrial das Travessas
3700-176 S. João da Madeira
Portugal

Tel.: (+351) 256 838 300
Fax: (+351) 256 838 305
www.afn.pt
geral@afn.pt

COORDINATES

DATUM: European 79
UTM 05.44.100
29T 45.28.300
N 40°54' 14.0"
W 08°28' 35.0"

01


- Please remove the OEM bumper before fitting AFN bull bar part number

46005899/47001601

46005900/47001602


- Please finger tight the bolts needed:

45000038/45000010/45000017

02

- Bolts needed

45000007/45000010/45000017

03

- Fit AFN bull bar part number 47001600

- Bolts needed


1- 45000007/45000039

2- Use the OEM bolts with the supplied washers:

45000010


3 - 45000008/45000011

45000018

04


- Make sure you leave enough gap between the body and the bull bar.

-To fit the part numbers:
47001620/47001621
use the following bolts:
1- 45000042/45000037

05


-Fit part number
46005901/46005902

- Bolts needed
45000922/45000057

06

- Use the bolt that was previously finger tightened
45000038

- Once all bolts are in place please give the final tight.
(Use the table shown in the first page)

07

- Use part number 46005903
- Bolts needed 45000733/45000039/45000017

08

- Use the part number 46005952 to secure the OEM grill
- Use the OEM bolts.

09

